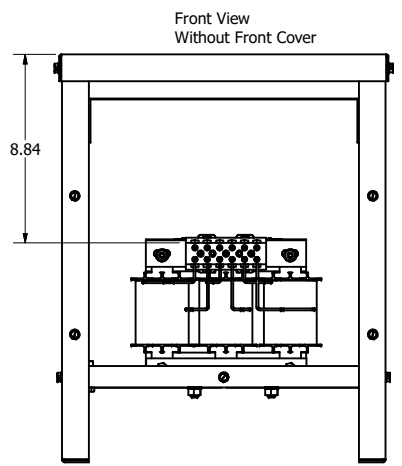
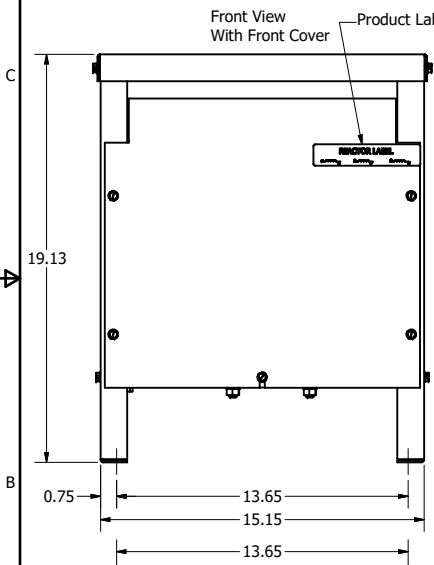
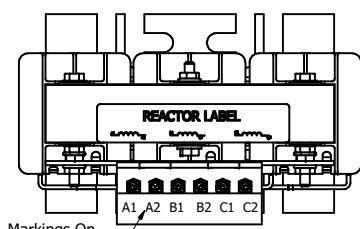
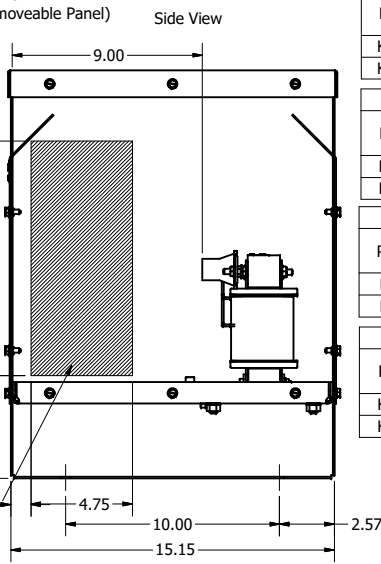
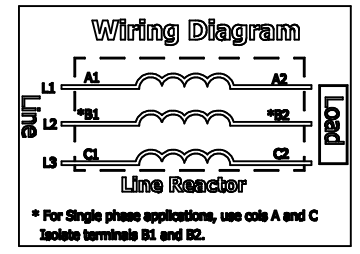
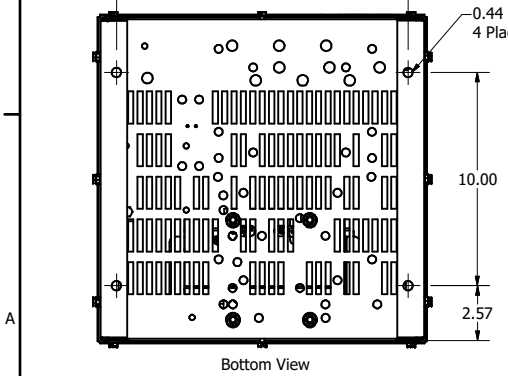


Suggested
Customer Wire Entrance
Bottom Of Enclosure.
See Note: 6
(Non Removeable Panel)



Suggested
Customer Entrance
Either Side Of Enclosure.
See Note: 6
(Non Removeable Panel)



208/240 Rated Voltage, 600 Max Voltage, High Z, Impedance.

Part Number	Horsepower (HP)	Motor Amps (A)	Maximum Amps (A)	Inductance (uH)	Weight (LBS)	Losses (W)
KDRF28HE01	25	74.8	75	226	67	151

480 Rated Voltage, 600 Max Voltage, High Z, Impedance.

Part Number	Horsepower (HP)	Motor Amps (A)	Maximum Amps (A)	Inductance (uH)	Weight (LBS)	Losses (W)
KDRF4HE01	40	52	60	581	62	169
KDRF1HE01	50	65	72	465	62	191

480 Rated Voltage, 600 Max Voltage, Low Z, Impedance.

Part Number	Horsepower (HP)	Motor Amps (A)	Maximum Amps (A)	Inductance (uH)	Weight (LBS)	Losses (W)
KDRF2LE01	50	65	65	295	62	114
KDRF4LE01	60	77	77	227	62	169

575 Rated Voltage, 600 Max Voltage, High Z, Impedance.

Part Number	Horsepower (HP)	Motor Amps (A)	Maximum Amps (A)	Inductance (uH)	Weight (LBS)	Losses (W)
KDRF44HE01	40	41	44	1090	67	172
KDRF45HE01	50	52	58	870	67	165

575 Rated Voltage, 600 Max Voltage, Low Z, Impedance.

Part Number	Horsepower (HP)	Motor Amps (A)	Maximum Amps (A)	Inductance (uH)	Weight (LBS)	Losses (W)
KDRF46LE01	60	62	62	432	67	181
KDRF47LE01	75	77	77	363	67	194

480 Rated Voltage, 600 Max Voltage, Output

Part Number	Horsepower (HP)	Motor Amps (A)	Maximum Amps (A)	Inductance (uH)	Weight (LBS)	Losses (W)
KDRF1PE01	50	65	80	143	62	105
KDRF2PE01	60	77	80	143	62	105

575 Rated Voltage, 600 Max Voltage, Output

Part Number	Horsepower (HP)	Motor Amps (A)	Maximum Amps (A)	Inductance (uH)	Weight (LBS)	Losses (W)
KDRF31PE01	60	62	80	144	62	105
KDRF32PE01	75	77	80	143	62	105

Wire Range: 1- 4 AWG. Torque : 35 IN-LBS (3.95 Nm)
6- 14 AWG. Torque : 30 IN-LBS (3.39 Nm)
16- 20 AWG. Torque : 25 IN-LBS (2.28 Nm)
22 AWG. Torque : 20 IN-LBS (2.26 Nm)

TCL
TCL, LLC
Greenwood, WI, USA.
transcoll.com
800-824-6282

(800) 824-6282 transcoll.com
KDRFL Drive Reactor
KDR- Motor Amps -
208/240V - 480V Max, -A Max, Ref 15
45C Amb Max, 120C Max
Manual #30895

UL Listed File E116124
CE

- Notes:
- UL file number: cULus Listed File E116124.
 - KDR Drive Reactors Comply With The Thermal and Altitude Standards Set Forth by NEMA ST20-1992.
 - KDR IOM Manual Part Number 30895
 - NEC Current For 208/240 Volts, Horsepower Based On 208 Volts.
 - Material(s) Shall be RoHS Compliant
 - Customer Is Responsible For Installation To Meet All National And Local Electrical Codes.

THE INFORMATION AND DESIGNS CONTAINED IN THIS DRAWING ARE CONFIDENTIAL AND THE PROPRIETARY PROPERTY OF ALLIED MOTION TECHNOLOGIES INC. AND ITS SUBSIDIARIES. NEITHER THIS DESIGN NOR ANY INFORMATION CONTAINED IN THIS DRAWING MAY BE REPRODUCED OR DISCLOSED TO OTHERS WITHOUT THE EXPRESS WRITTEN CONSENT OF ALLIED MOTION TECHNOLOGIES INC. AND ITS SUBSIDIARIES.

NO	REVISION	DATE	BY
D	4688, F1H, TO 72 MAX	6/7/2024	DSW
C	5841, KDRF1HE01, Was 85A Max.	1/26/2022	DSW

TOLERANCES (EXCEPT AS NOTED)	DECIMAL	FRACTIONAL
.XX ± .25		± 1/16
.XXX ± .10		ANGULAR
		± 1°

TCL W132N10611 (Print 13Feb)
Greenwood, WI 53022
© 2024 TCL, LLC
An Official Motion Group Company
KDR F Frame, Terminal Block, Enclosed
Type I, Reactor Drawing

DRN BY: DSW DATE: DSW 107546-1DG
SCALE: 1/3 DRAWN BY: CSE SHEET 1 OF 1